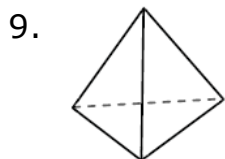
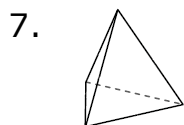
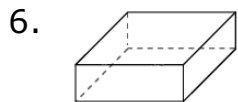
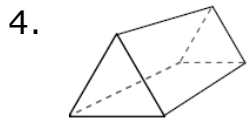
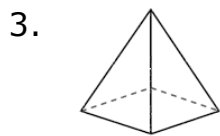
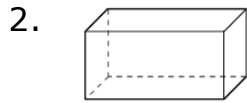
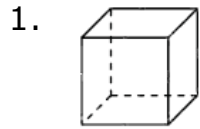


Vertices, Edges, and Faces of a Solid: Worksheet 2.2

Name Date Score

Use the diagrams to determine the faces, vertices and edges of the following shapes.



Solutions: Worksheet 2.2

1. Cube 1)Faces: 6 2) Vertices: 8 3) Edges: 12
2. Rectangular prism 1)Faces: 6 2) Vertices: 8 3) Edges: 12
3. Square pyramid 1)Faces: 5 2) Vertices: 5 3) Edges: 8
4. Triangular prism 1)Faces: 5 2) Vertices: 6 3) Edges: 9
5. Cylinder 1)Faces: 2 2) Vertices: 0 3) Edges: 0
6. Rectangular prism 1)Faces: 6 2) Vertices: 8 3) Edges: 12
7. Triangular pyramid 1)Faces: 4 2) Vertices: 4 3) Edges: 6
8. Sphere 1)Faces: 0 2) Vertices: 0 3) Edges: 0
9. Triangular pyramid 1)Faces: 4 2) Vertices: 4 3) Edges: 6
10. Square pyramid 1)Faces: 5 2) Vertices: 5 3) Edges: 8

