

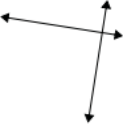






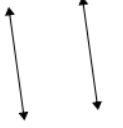
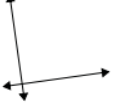



# Identifying Parallel and Perpendicular Lines: Worksheet 4.1

Name ..... Date ..... Score .....

Use parallel or perpendicular to describe the following lines.

1. 
2.   

3. 
4.   

5. 
6. 
7. 
8. 
9. 
10. 

## Solutions: Worksheet 4.1

1. Parallel lines
2. Perpendicular lines
3. Parallel lines
4. Parallel lines
5. Perpendicular lines
6. Perpendicular lines
7. Perpendicular lines
8. Parallel lines
9. Perpendicular lines
10. Parallel lines

