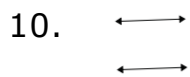
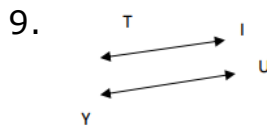
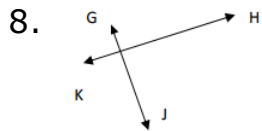
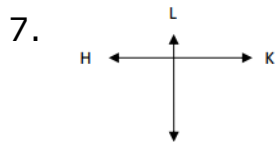
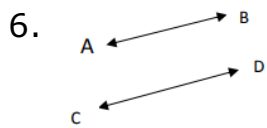
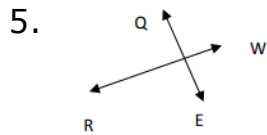
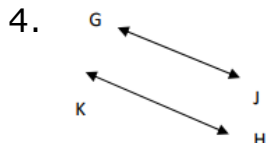
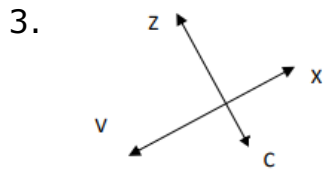
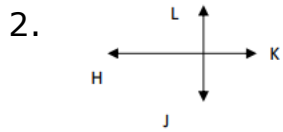
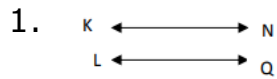


Identifying Parallel and Perpendicular Lines: Worksheet 4.3

Name Date Score

Use parallel or perpendicular to describe the following lines.



Solutions: Worksheet 4.3

1. Parallel lines
2. Perpendicular lines
3. Perpendicular lines
4. Parallel lines
5. Perpendicular lines
6. Parallel lines
7. Perpendicular lines
8. Perpendicular lines
9. Parallel lines
10. Parallel lines

