

Naming Segments, Rays, and Lines: Worksheet 3.2

Name Date Score

Identify each figure as a line segment, a ray or a line. Then name the figure using the given points.

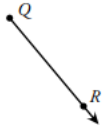
1.



2.



3.



4.



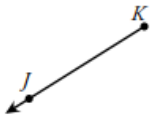
5.



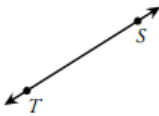
6.



7.




8.



9.



10.



Solutions: Worksheet 3.2

1. Ray XY
2. Line segment CD
3. Ray QR
4. Line segment NO
5. Line VU
6. Line HI
7. Ray KJ
8. Line TS
9. Line DE
10. Ray FG

