



# Bibi ka Maqbara



**tutorialspoint**

SIMPLY EASY LEARNING



[www.tutorialspoint.com](http://www.tutorialspoint.com)



<https://www.facebook.com/tutorialspointindia>



<https://twitter.com/tutorialspoint>

## **Bibi ka Maqbara, Aurangabad**

---

Bibi ka Maqbara is a tomb of Dilras Banu Begum, wife of Aurangzeb. The tomb looks same like Taj Mahal of Agra and so it is called as Taj of the Deccan. The tomb was constructed between 1651 and 1661AD. The monument was built by using marble which was brought from the mines near Jaipur.

This tutorial will let you know about the history of Bibi ka Maqbara along with the structures present inside. You will also get the information about the best time to visit the tomb along with how to reach there.

## **Audience**

---

This tutorial is designed for the people who would like to know about the history of Bibi ka Maqbara along with the interiors and design of the monument. The monument is visited by many people from India and abroad.

## **Prerequisites**

---

This is a brief tutorial designed only for informational purpose. There are no prerequisites as such. All that you should have is a keen interest to explore new places and experience their charm.

## **Copyright & Disclaimer**

---

© Copyright 2017 by Tutorials Point (I) Pvt. Ltd.

All the content and graphics published in this e-book are the property of Tutorials Point (I) Pvt. Ltd. The user of this e-book is prohibited to reuse, retain, copy, distribute, or republish any contents or a part of contents of this e-book in any manner without written consent of the publisher.

We strive to update the contents of our website and tutorials as timely and as precisely as possible, however, the contents may contain inaccuracies or errors. Tutorials Point (I) Pvt. Ltd. provides no guarantee regarding the accuracy, timeliness, or completeness of our website or its contents including this tutorial. If you discover any errors on our website or in this tutorial, please notify us at [contact@tutorialspoint.com](mailto:contact@tutorialspoint.com).

## Table of Contents

---

Bibi ka Maqbara, Aurangabad .....	1
Audience.....	1
Prerequisites.....	1
Copyright & Disclaimer .....	1
Table of Contents.....	2
1. BIBI KA MAQBARA – OVERVIEW .....	3
2. BIBI KA MAQBARA – HISTORY.....	6
3. BIBI KA MAQBARA – ARCHITECTURE .....	8
4. BIBI KA MAQBARA – HOW TO REACH? .....	12
5. BIBI KA MAQBARA – NEARBY PLACES .....	16

# 1. Bibi ka Maqbara – Overview

Bibi ka Maqbara or the **Tomb of the Lady** was built by **Aurangzeb** as a memorial for his wife **Dilras Banu Begum**. She was the chief wife of the emperor. The structure of the tomb is same like that of Taj Mahal and so it is called **Dakkhani Taj** or the **Taj of the Deccan**. Aurangzeb did not build many monuments as he had no interest in architecture.



## Aurangabad

Aurangabad was established by **Malik Amber** in 1610. The city is popular for Ajanta caves, Ellora caves, Bibi ka Maqbara and other structures. The city got its name after it was captured by Aurangzeb. The original name of the city was **Khadki** and Malik Amber made it his capital.





He was the prime minister of **Murtaza Nizam** who was the Shah of Ahmednagar. The name of Khadki was changed to Fatehnagar when **Fateh Khan** succeeded Murtaza Nizam. Finally, the city was captured by Mughals and Aurangzeb named it as Aurangabad.

### Visiting Hours

The tomb is opened for the public from 8:00am to 8:00pm. The tomb is opened on all the days of the week including the public holidays. It takes around one to two hours to visit the tomb.

### Tickets

The tourists have to pay an entry fee to visit the tomb. The cost of tickets for domestic tourists is Rs. 10 per head and foreign tourists have to pay Rs. 250 per head. Children below age of 15 have free entry.

### Best time to visit

The period of **June to March** is the best time to visit the Bibi ka Maqbara and Aurangabad as the climate is very pleasant. In the remaining months of **April** and **May**, the temperature is very hot and the climate is unsuitable for visiting the tomb.

### Where to Stay?

There are more than 200 hotels in India and tourists can enjoy their stay according to their budget. The hotels available in the city range from inexpensive hotels to expensive five-star hotels. Some of these hotels are as follows:

- **Five-Star Hotels**

- VITS Hotel located at Station Road
- Welcom Hotel Rama International located at Chikhalthana
- Ambassador Ajanta located at Cidco
- Vivanta by Taj Aurangabad located at Rauza Bagh
- **Four-Star Hotels**
  - Hotel Silver Inn located Seven Hills Flyover, Jalna Road
  - Hotel Platinum Inn located at Cidco
  - The Meadows located at Mitmita
  - Lemon Tree Hotel located at Chikkalthana
  - Hotel Windsor Castle located at Cidco
- **Three-Star Hotels**
  - Hotel Krishna Inn located at Khadeshwar
  - Hotel New Bharti located at Station Road
  - Hotel Girnar located at Adalat Road
  - Hotel Kohinoor Plaza located at New Samarth Nagar
  - Hotel Ira Executive located at Samarth Nagar
- **Budget or Two-Star Hotels**
  - Hotel Atithi located at Jalna Road
  - Hotel Darshan Executive located at Manjeetnagar
  - Hotel The Leaf located at located Besides HPCL, MGM Road
  - Hotel Preetam located at Station Road
  - Hotel Shiv Tej Residency located at Padampura Road
- **Cheap or One-Star Hotels**
  - Hotel Shangrila Executive located at Mayanagar
  - Hotel Tourist Ashoka located at Station Road
  - Hotel New Ludhiana Dhaba located near Kangar Chowk
  - Hotel Morya Palace located at Station Road
  - Hotel Holiday Era Lodging located at Disha Nagar opposite Railway Station

## 2. Bibi ka Maqbara – History

Bibi ka Maqbara was built in the memory of Dilras Banu Begum, wife of Aurangzeb. She was the first wife of Aurangzeb whom he loved very much.

### Birth of Dilras Banu Begum

Dilras Banu Begum was the daughter of **Mirza Badi-uz-Zaman Safavi** who belonged to **Safavid dynasty**. His other name was **Shahnawaz Khan** and he was the viceroy of Gujarat. Aurangzeb married her in the year of 1637. She was his first and the favourite wife.



Dilras Banu Begum



Aurangzeb

### Death of Dilras Banu Begum

Dilras Banu Begum gave birth to five children whose names are as follows:

- Zebun Nisa
- Zinat-un-Nisa
- Zubdat-un-Nisa
- Mohammad Azam Shah
- Sultan Mohammad Akbar

There were complications during the birth of Sultan Muhammad Akbar which led to **Puerperal Fever** and then death after one month. Aurangzeb was aggrieved at her death and after three years he constructed the mausoleum in her memory.

### Construction of the Tomb

The tomb was constructed between 1651 and 1661AD with a cost of around Rs. 6.6 lakhs whereas Aurangzeb gave Rs. 7 lakhs for the construction. **Ataullah** designed the

monument while **Hanspat Rai** was the engineer as told by an inscription at the entrance. The tomb is constructed by the use of marble which was brought from mines of Jaipur.

Around 300 carts each pulled by twelve oxen were laden with marble and were brought to Aurangabad for the construction. The builders tried to make the monument similar to Taj Mahal at Agra but due to low budget and architecture declination, it could not be achieved.



# 3. Bibi ka Maqbara – Architecture

Bibi ka Maqbara was built on the basis of Mughal architecture. Aurangzeb constructed the monument in the memory of his wife Dilras Banu Begum. The mausoleum was built in the centre of the garden.

## Garden

As per the Mughal architecture, the garden in which the monument exists is divided into four parts and is called **Charbagh**. The garden increases the beauty of the monument due to its symmetry and layout. In order to provide water, many water channels were built in the garden. There is a fountain which is connected to the central water channel on the southern part of the garden.



## Enclosure Walls

The monument was built at the centre of an enclosed wall whose dimension is 458m x 275m. The wall has pillared pavilions also known as **baradaris** located in the east, north, and west portion of the wall. The wall has arched recesses which are divided by pilasters or supporting columns.



The recesses have small minarets. Besides the recesses, there are bastions and the recesses and the bastions are built at regular intervals. The wall is built on a square platform and there are four minarets, one each at the corner of the platform.

### Entrance Gate

The entrance gate is at the southern part of the mausoleum whose exterior is covered by wood. Brass plates are inlaid on the wood having many designs. There was also an entrance at the west but due to the construction of the mosque, the gate was closed. The mosque was built by **Nizam of Hyderabad**.



## Mausoleum

The mausoleum was built with marble till the lower part of the wall called **dado level**. After this level, basalt was used in the construction till it reached the dome. The dome was built with marble. The basalt area is plastered to give a polished finish and decorated with stucco.

## The Grave of Dilras Banu Begum

The grave of Dilras Banu Begum can be found in a chamber below the ground level and people can go there through a staircase. The grave is surrounded with jalis made up of marble and are octagonal in shape. The roof of the chamber has octagonal opening from where the grave can be viewed.







## 4. Bibi ka Maqbara – How to Reach?

Bibi ka Maqbara is 5km away from Aurangabad which is connected to many cities by road, rail, and air transport. People can go to the mausoleum by the local transport like autos and taxis which are available from the city.



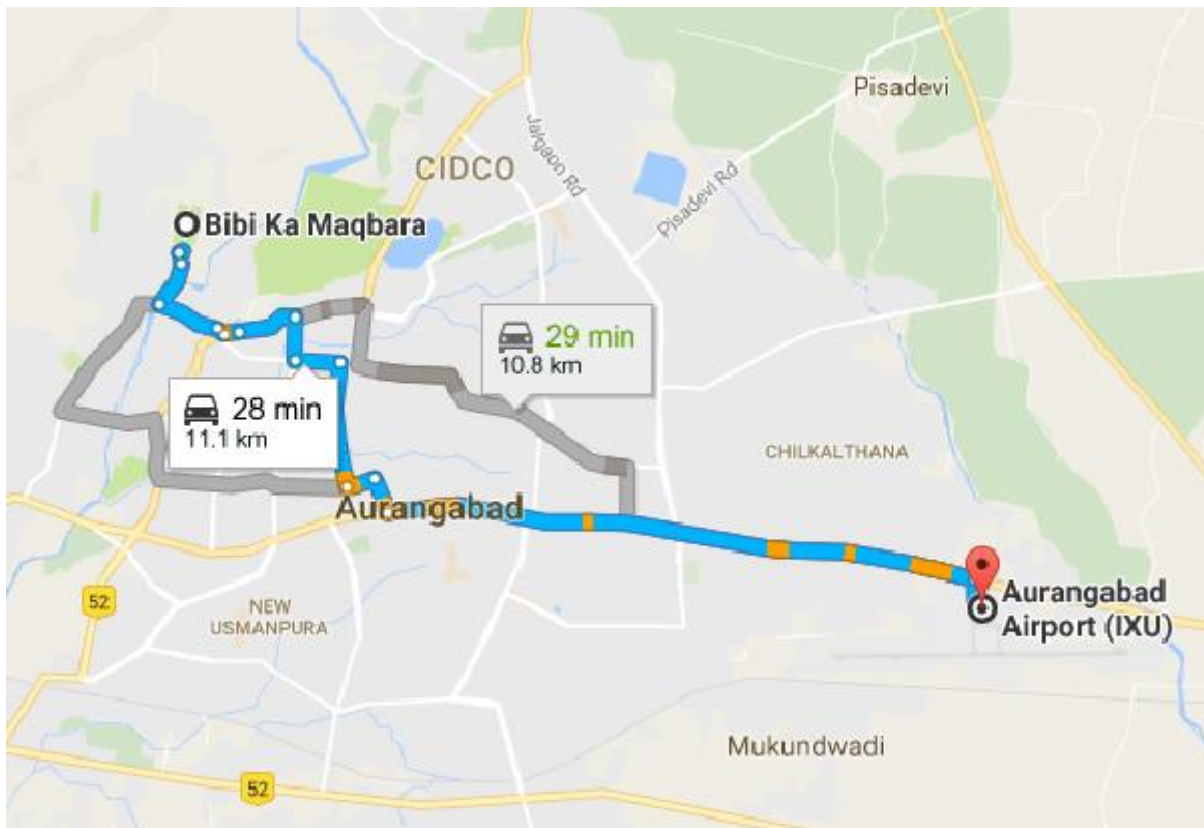
The approximate distance of Aurangabad from various cities is as follows:

- **Aurangabad to Mumbai**
  - By air – 265km
  - By rail – 253km
  - By road – 327km
- **Aurangabad to Jalgaon**
  - By rail – 273km
  - By road – 161km
- **Aurangabad to Hyderabad**
  - By air – 433km
  - By rail – 508km

- By road – 540km
- **Aurangabad to Bhusaval**
  - By rail – 272km
  - By road – 164km
- **Aurangabad to Nagpur**
  - By air – 426km
  - By rail – 621km
  - By road – 487km
- **Aurangabad to Pune**
  - By air – 212km
  - By rail – 426km
  - By road – 230km
- **Aurangabad to Manmad**
  - By rail – 52km
  - By road – 114km

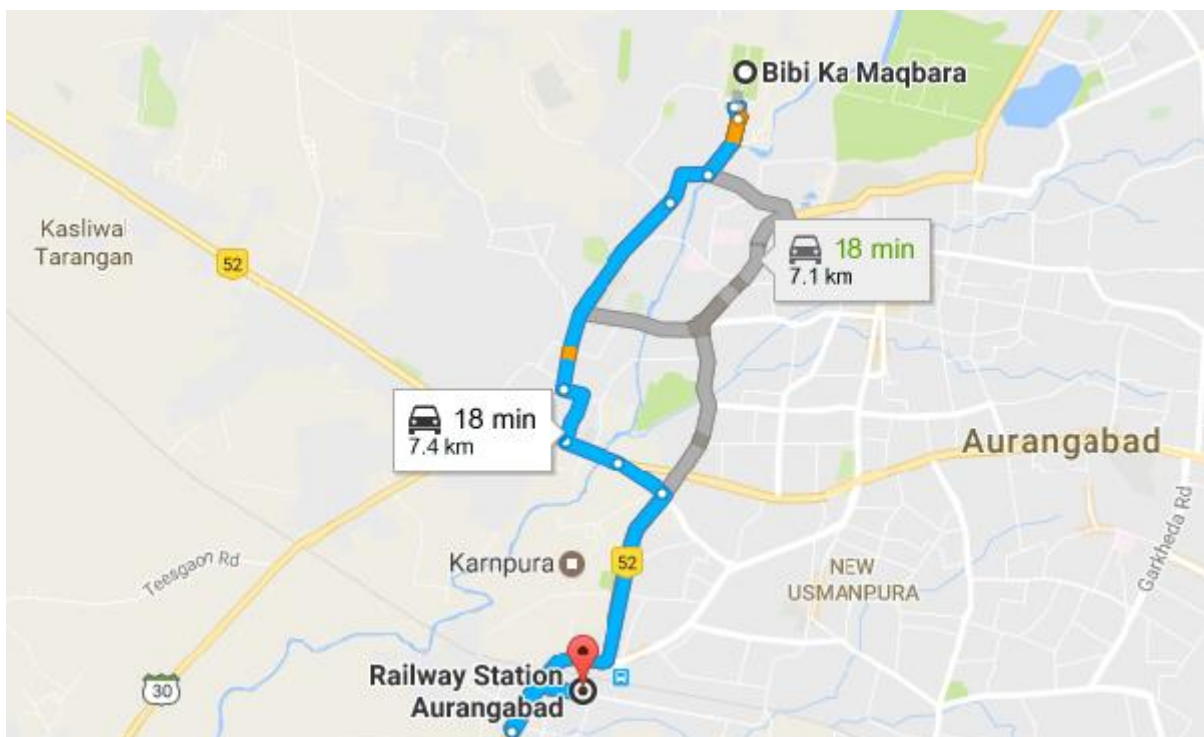
### **By Air**

Aurangabad has an airport which is 10km from the city and its name is **Chikkalthana airport**. The airport is well connected to Mumbai, Jaipur, Udaipur and Delhi. People can reach Aurangabad through flights and hire a cab or take a bus to Bibi ka Maqbara.



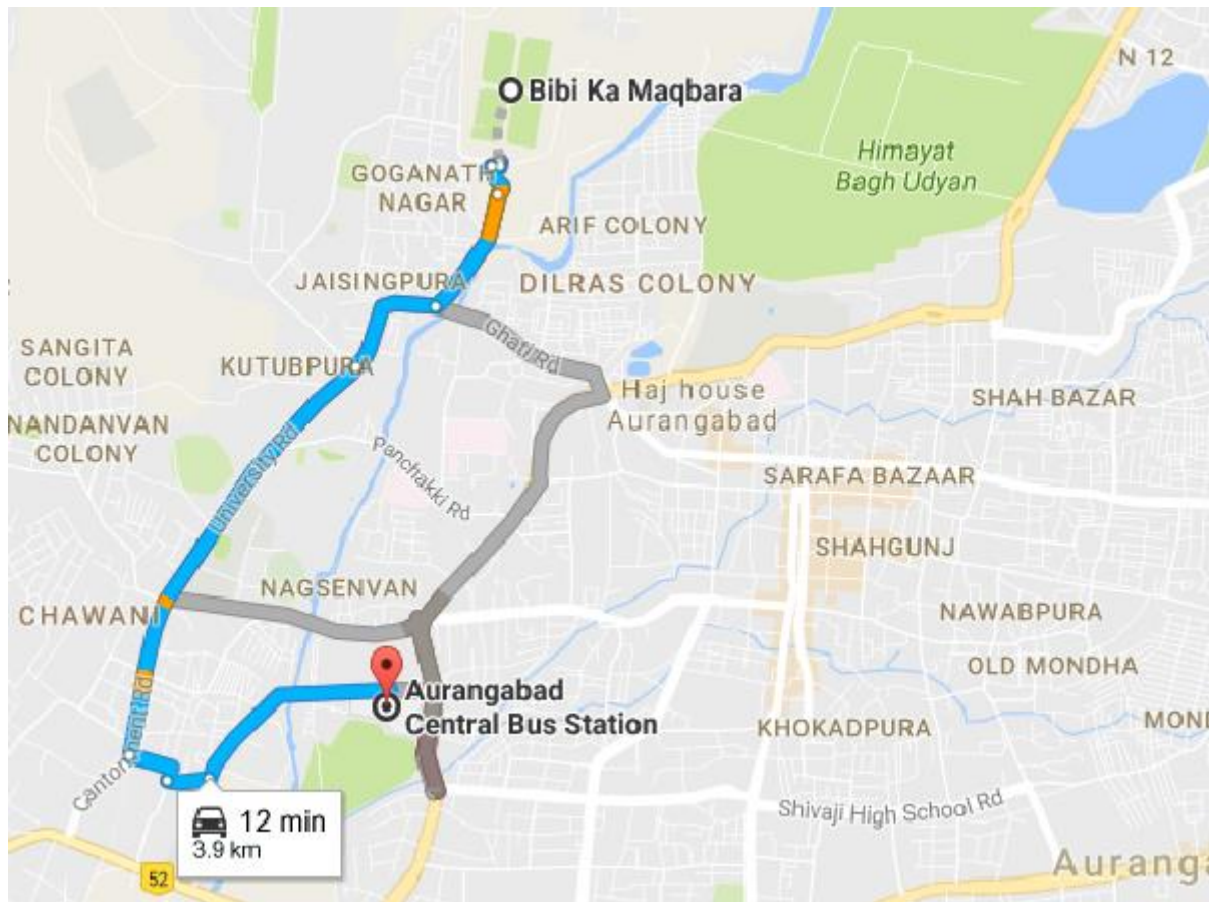
### By Train

Aurangabad is well-connected to major cities of India through railway network. Many trains of long and short routes have stoppage here and people from various cities can come to Aurangabad by train and then take a bus or taxi to visit Bibi ka Maqbara.



### By Road

Aurangabad bus station provides buses to many major cities. The bus stand is located on Jalgaon road in front of Lemon Tree hotel. The buses connect Aurangabad to Mumbai, Pune, Nagpur, and other major cities.



## Local Transport

Tourists can move around Aurangabad through auto rickshaws and local buses. Besides these, there are various agencies in the city from where tourists can book taxis for a fixed period of time and move in and around the city.



## 5. Bibi ka Maqbara – Nearby Places

There are many places nearby Bibi ka Maqbara which the people can see. Some of these places are as follows:

### Goga Baba Hill

Goga Baba hill is popular for its environment and a good picnic spot. The lovely thing that the people can enjoy is the sunset. A small temple is another thing that is located on the footsteps of the hill and people can reach on the top from behind the temple.



On reaching the top, people can see the city of Aurangabad. At the top of the hill there is another temple which is so small that only two people can go inside at a time. The temple is coloured in white and nobody knows about its history

### Aurangabad Caves

Aurangabad Caves are situated between **Satara** and **Sihyachal** mountain ranges. These caves have the temples which were built in between 6<sup>th</sup> and 8<sup>th</sup> centuries. The temples in the caves were built on the basis of Buddhist architecture. There is a popular shrine that is based on **Sutosama Jataka**.



### Daulatabad Fort

Daulatabad Fort is situated on a 600 feet high hill. The construction of the fort is based on the forts constructed on ground and hills. Three walls, known as **kots**, surround the fort so the fort is considered as one of the most powerful forts.



### Panchakki

Panchakki or water mill was built during the medieval period to generate energy from water. There is a dargah of **Baba Shah Musafir** to which the monument is attached. Panchakki was built by **Turktaz Khan** in 1695AD. **Jamil Beg Khan** added a reservoir and fountains after 20 years. The water mill was used to grind grains for the pilgrims.





## Jama Masjid

Jama Masjid in Aurangabad was built in 1612 and Aurangzeb extended it in 1692. **Malik Amber** constructed the mosque after establishing the city of Aurangabad. The masjid is located nearby **Killa Arrak** which was constructed by Aurangzeb.



The mosque has 50 polygonal pillars arranged in five rows and connected by nine arches leading to the division of the mosque into 27 equal compartments.