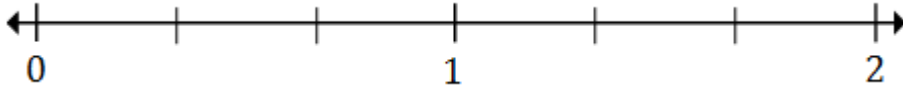


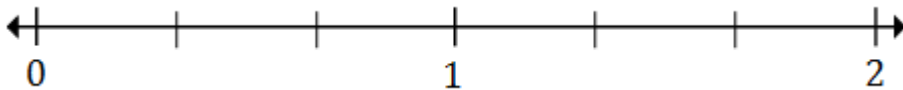
Plotting fractions on a number line: Worksheet 7.2

Name Date Score

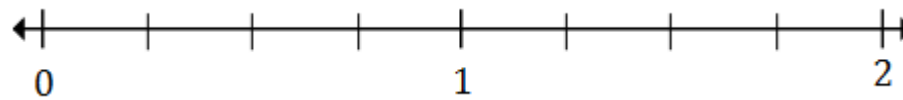
1. Plot $\frac{1}{3}$ and $1\frac{1}{3}$ on the number line below



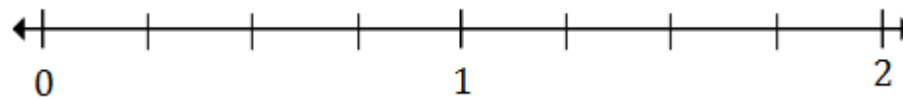
2. Plot $\frac{2}{3}$ and $1\frac{2}{3}$ on the number line below



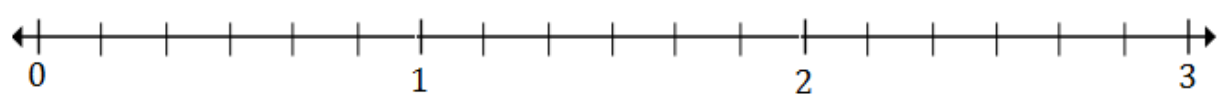
3. Plot $\frac{3}{4}$ and $1\frac{1}{2}$ on the number line below



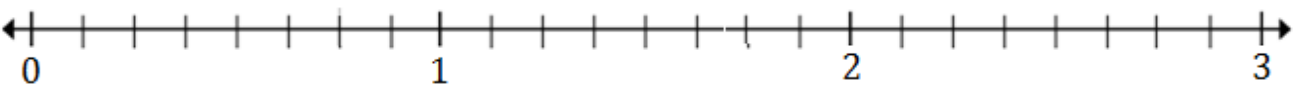
4. Plot $\frac{1}{2}$ and $1\frac{1}{4}$ on the number line below



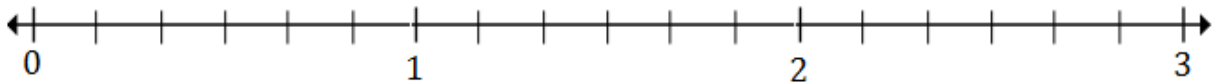
5. Plot $1\frac{4}{6}$ and $2\frac{1}{6}$ on the number line below



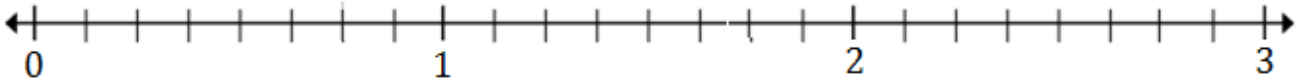
6. Plot $1\frac{5}{6}$ and $2\frac{1}{3}$ on the number line below



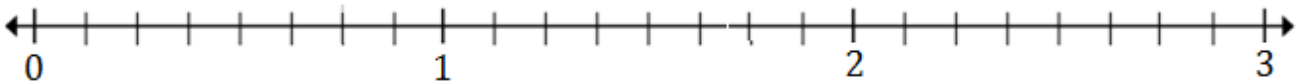
7. Plot $1\frac{1}{6}$ and $2\frac{4}{6}$ on the number line below



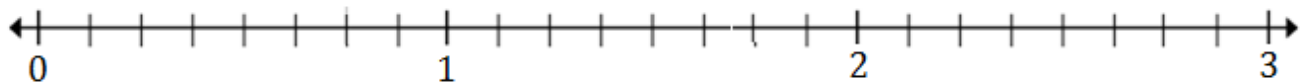
8. Plot $1\frac{5}{8}$ and $2\frac{1}{2}$ on the number line below



9. Plot $1\frac{7}{8}$ and $2\frac{3}{4}$ on the number line below

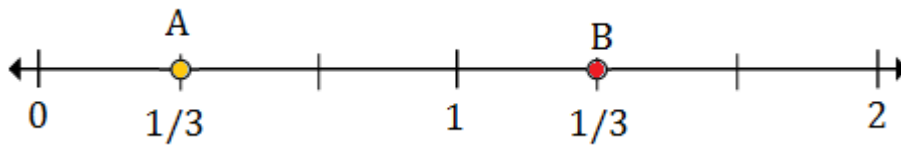


10. Plot $1\frac{3}{8}$ and $2\frac{1}{8}$ on the number line below

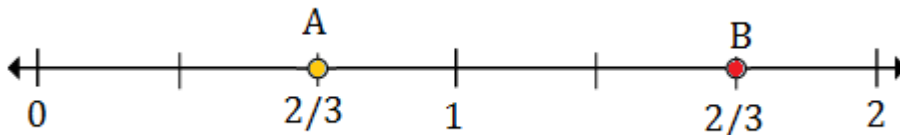


Solutions: Worksheet 7.2

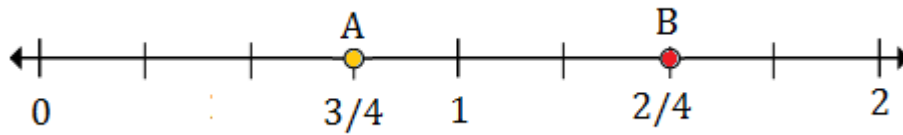
1.



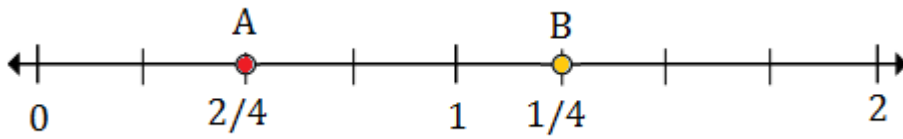
2.



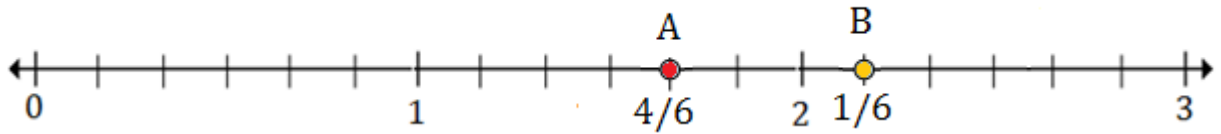
3.



4.



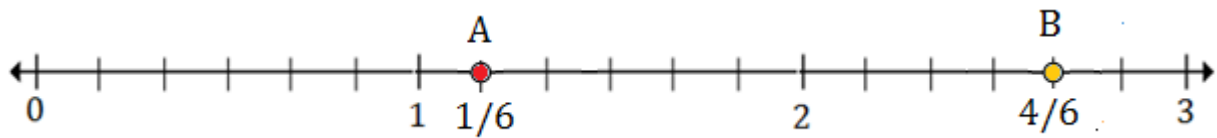
5.



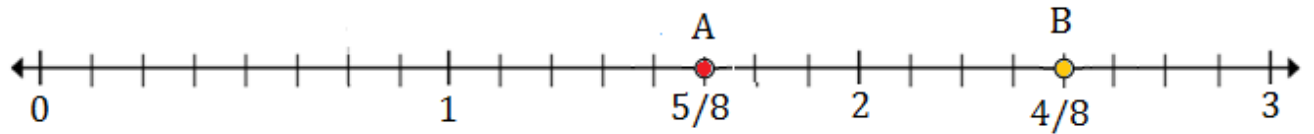
6.



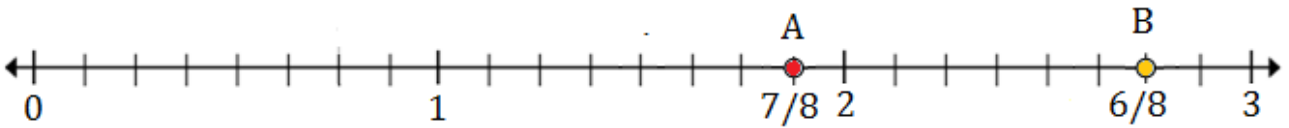
7.



8.



9.



10.

