

## Plotting a point in quadrant 1: Worksheet 2.1

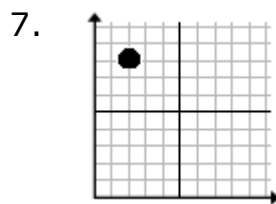
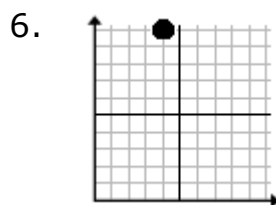
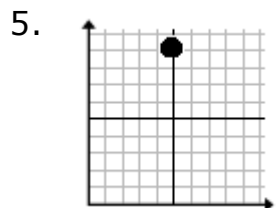
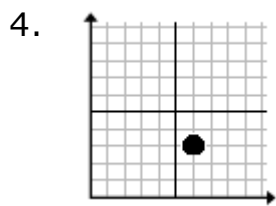
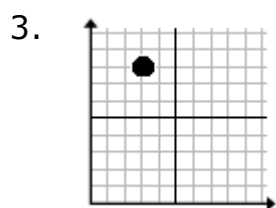
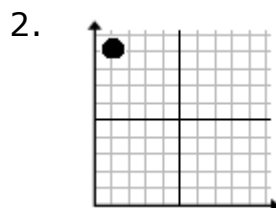
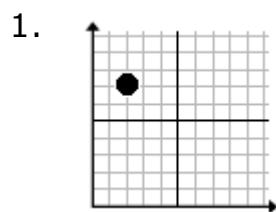
Name ..... Date ..... Score .....

Plot the following points in the quadrant 1

1.  $(2, 7)$
2.  $(1, 9)$
3.  $(3, 8)$
4.  $(6, 3)$
5.  $(5, 9)$
6.  $(4, 10)$
7.  $(2, 8)$
8.  $(5, 0)$
9.  $(0, 8)$
10.  $(9, 10)$



# Solutions: Worksheet 2.1



# Solutions: Worksheet 2.1

