

Plotting a point in quadrant 1: Worksheet 2.3

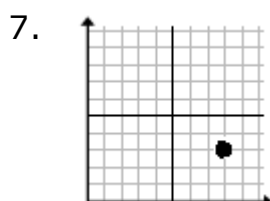
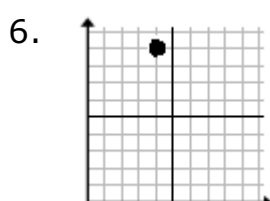
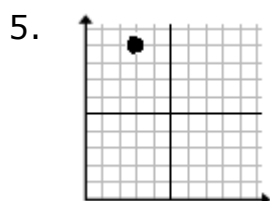
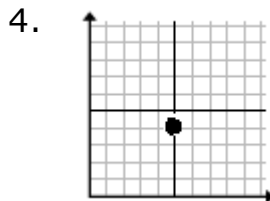
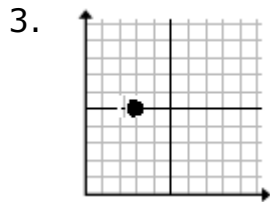
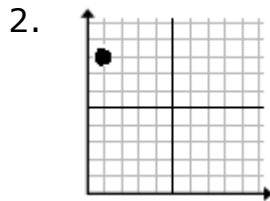
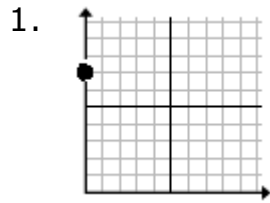
Name Date Score

Plot the following points in the quadrant 1

1. $(0, 7)$
2. $(1, 8)$
3. $(3, 5)$
4. $(5, 4)$
5. $(3, 9)$
6. $(4, 9)$
7. $(8, 3)$
8. $(6, 0)$
9. $(7, 0)$
10. $(8, 8)$



Solutions: Worksheet 2.3



Solutions: Worksheet 2.3

