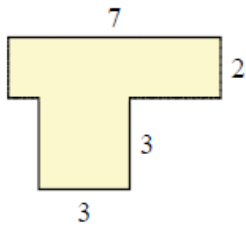


Area of a piecewise rectangular figure: Worksheet 9.2

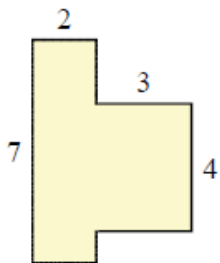
Name Date Score

Find the area of each piecewise rectangular figure. All measurements are in mm.

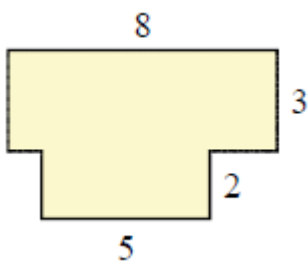
1.



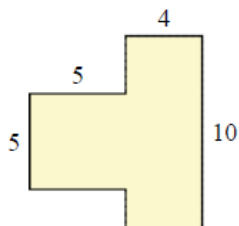
2.



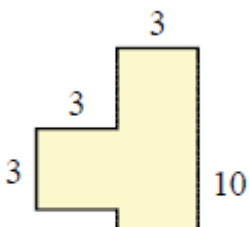
3.



4.

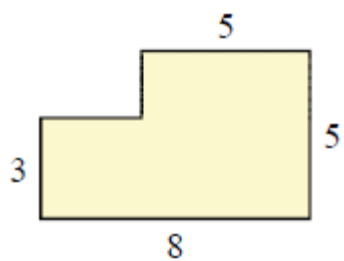


5.

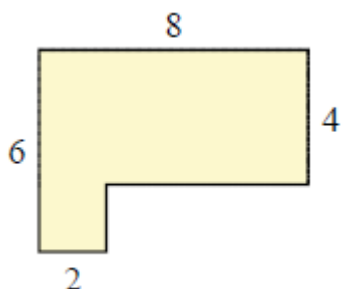


Solutions: Worksheet 9.2

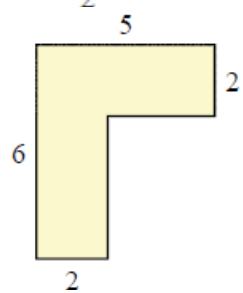
6.



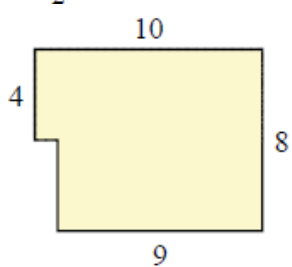
7.



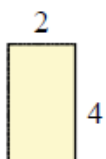
8.



9.



10.



Solutions

Solutions: Worksheet 9.2

1. Area = 23 square mm
2. Area = 26 square mm
3. Area = 34 square mm
4. Area = 65 square mm
5. Area = 39 square mm
6. Area = 34 square mm
7. Area = 36 square mm
8. Area = 18 square mm
9. Area = 76 square mm
10. Area = 26 square mm

