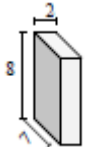


Surface area of a Cube or a Rectangular Prism: Worksheet 2.3

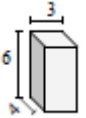
Name Date Score

Find the surface area of each of the rectangular prisms in square cm.

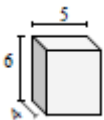
1.



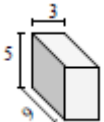
2.



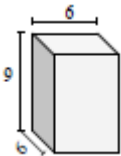
3.



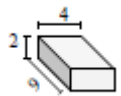
4.



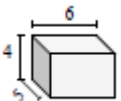
5.



6.



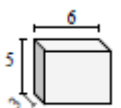
7.



8.

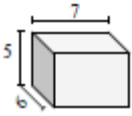


9.



Solutions: Worksheet 2.3

10.



1. Surface Area of rectangular prism = 172 square cm
2. Surface Area of rectangular prism = 108 square cm
3. Surface Area of rectangular prism = 148 square cm
4. Surface Area of rectangular prism = 174 square cm
5. Surface Area of rectangular prism = 288 square cm
6. Surface Area of rectangular prism = 124 square cm
7. Surface Area of rectangular prism = 148 square cm
8. Surface Area of rectangular prism = 124 square cm
9. Surface Area of rectangular prism = 126 square cm
10. Surface Area of rectangular prism = 214 square cm

