

# Graphing a line in quadrant 1: Worksheet 5.1

Name ..... Date ..... Score .....

Graph each of the following lines in the quadrant 1, whose equations are given below.

1.  $x + y = 4$

2.  $x + 3y = 3$

3.  $2x + y = 6$

4.  $x - y = 0$

5.  $2x - y = 4$

6.  $3x + y = 9$

7.  $x + 3y = 6$

8.  $4x + y = 4$

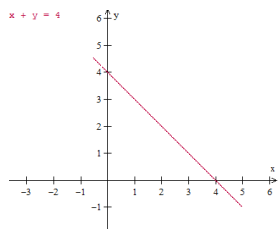
9.  $x + 5y = 10$

10.  $x + 4y = 8$

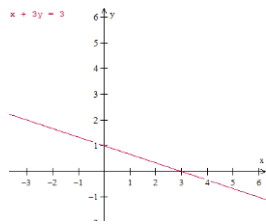


# Solutions: Worksheet 5.1

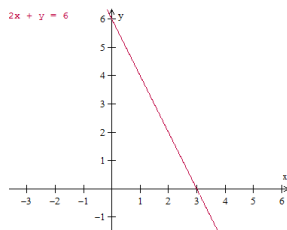
1.



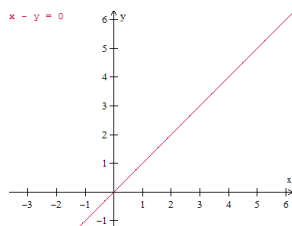
2.



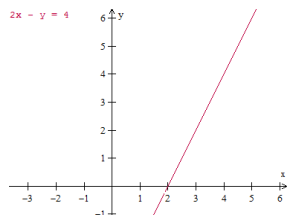
3.



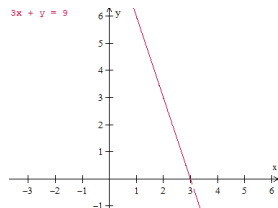
4.



5.

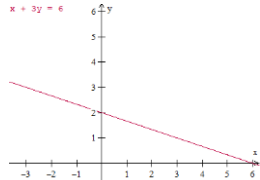


6.

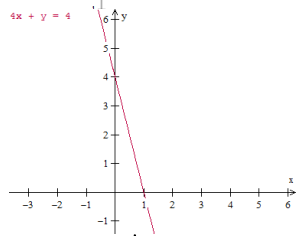


# Solutions: Worksheet 5.1

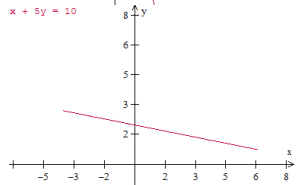
7.



8.



9.



10.

